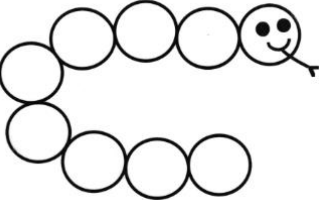
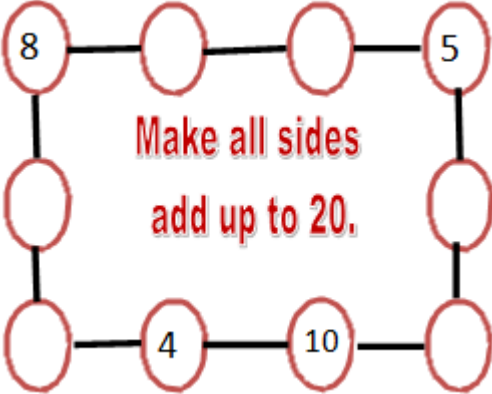



## Year 1

Select from the list below and complete one each day. Make sure you enjoy the activity and share it with your parents. Complete as much as you can but each activity should take no longer than an hour.

	Activity	Parent Comment
1	<p>Copy the caterpillar below. Use 2 different coloured pens (1 for each player) and 2 dice. Roll the 2 dice, add the numbers and write the total on one of the circles</p>  <p>A number can only be written once. The numbers must be in order on the circles. If there is no space for your number, you miss a turn. When the caterpillar is full, count how many numbers are written in each colour to find out who is the winner.</p>	
2	 <p>Make all sides add up to 20.</p>	

<p>3</p>	<p>Fill the sink up with water. Find lots of different containers. Put the containers into order by predicted capacity.</p> <p>How will you check that you are correct? You could use a small cup and use it to fill each container in turn and count how many it takes for each one.</p> <p>You could find a really big container then pour water from each container into it. If you make a mark on it for each one, you will be able to see the order at the end.</p> <p>You could investigate further by guessing how many of container A will fit into container B and then checking.</p>	
<p>4</p>	<p>Find 4 objects that you have a lot of. This could be Lego, pasta, cereal whatever you can find. Create a repeating pattern with your objects.</p> <p></p> <p>Now decide on a dance move that each object could represent and try it out. Do you like your routine? If you want to change the routine, change your pattern too so that they still match. When you are happy with it, teach your dance routine to a member of your family.</p>	

5	<p>Use a paper plate or cut out a circle of card. Ask an adult to help you find the middle. Draw lines to divide the circle into quarters. Label the top 12, the bottom 6 and the sides 3 and 9 so that you have started to make a clock. Put in the rest of the numbers. Make the hands and attach just the shortest hand. If you don't have a split pin to attach a hand, you could use a small piece of spaghetti with blu-tak on either end. This is the hour hand.</p> <p>Where will the hour hand need to be for 2 o'clock, for half past 2, 4 o'clock, half past 5, 6 o'clock, half past 7, 9 o'clock? Can you tell the time using just this hand? Explain this to someone.</p> <p>Add a minute hand where does this go for o'clock and half past?</p>	
6	<p>True or false. Decide if these statements are correct and try to explain your reasoning using examples.</p> <ul style="list-style-type: none"> <li>• If I add 1 more to a number, the tens digit ALWAYS stays the same.</li> <li>• If I find 1 less than a number, the tens digit ALWAYS stays the same.</li> <li>• 1 more than 14 is 24.</li> </ul>	

7

The months of the year have got in a muddle (see below). Can you write them in the correct order?

January
July
December
March
September
February
April
June
August
October
September
November

Can you write your birthday next to the correct month? Try to add at least 6 more important celebrations or events next to the correct month. Can you draw a sunshine next to a really hot month? Can you draw a snowman next to a really cold month?


8

Download and play Tic Tac Teen from <https://www.teacherspayteachers.com/Product/Tic-Tac-Teen-Teen-Number-Recognition-Game-freebie-993510>

### TIC-TAC-TEEN!

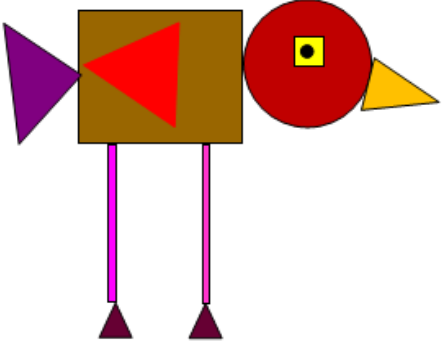



Pick a ten-frame card, count the number, and place a cube on that number. Try to get three in a row!



How can you work out the number on the card quickly? Do you have to count all of the dots?

9	<p>Roll a dice. What number do you need to add to it to make 10? Repeat 5 times.</p> <p>Roll a dice. What number do you need to add to it to make 20? Repeat 5 times.</p> <p>What do you notice?</p> <p>Roll two dice. Can you add the numbers together?</p> <p>If you roll two dice, how many possible ways of making 10 are there by adding the two numbers together?</p>	
10	<p>Roll a dice. Write the number on the dice in words.</p> <p>Create 20 playing cards/papers. Write the words 1-10 and the numbers 1-10 on the pieces of card/paper.</p> <p>Play a game with your parent/friend. Mix up all the cards and turn all the cards upside down. Turn two pieces of card over at a time. If they are the same number keep them.</p> <p>The winner is the person with the most cards at the end of the game.</p> <p>You could also use your cards to play SNAP.</p>	

<p>11</p>	<p>Which shapes can you see in this picture?</p>  <p>Can you draw your own picture of an animal using 2D shapes? Can you label them?</p>	
<p>12</p>	<p>I can feel 10 straight sides in my bag.</p>  <p>What shapes might be in there?</p> <p>Record all the possibilities you might have?</p>	
<p>13</p>	<p>Hide some treasure somewhere in your house. Can you write instructions for someone to find the treasure?</p> <p>Encourage your child to use some of the following vocabulary.</p> <p>left and right, top, middle and bottom, on top of, in front of, above, between, around, near, close and far, up and down, forwards and backwards, inside and outside.</p>	

14

### **Growing related calculations**

Start with a calculation you already know the answer to e.g. one of the pairs that make 10 like  $6 + 4 = 10$ .

Now experiment with the numbers to create other number facts without having to calculate from scratch e.g. you could add 1 to one of these numbers and the answer would go up by 1 too.  $7+4=11$ ,  $6+5=11$ .

You could add 10 to one of the numbers and the answer would go up by 10 too.  $16+4=20$ ,  $6+14=20$ .

You could swap the order around to make  $4+6=10$  and repeat all the steps above.

Can you think of a related subtraction fact?  
 $10-6=4$ ,  $10-4=6$ .


If you take away an extra 1 what will happen to the answer?  $10-7=3$ ,  $10-5=5$ .

Keep experimenting going back to the first calculation each time.

How many related calculations can you make?

15	<p>Get 5 of your teddies or toys. Can you order the teddies from tallest to shortest?</p> <p>Can you measure the toys with a ruler?</p> <p>How else could you measure the teddies/toys? Which one is the heaviest? Can you order them from heaviest to lightest?</p> <p>Using art materials, can you make 3 creatures all different lengths. Which one is the longest/ shortest?</p> <p>Can you make them all the same length? Do you need to add to some of the creatures to make them the same length?</p>	
16	<p>Watch 'The List from Frog and Toad Together by: Arnold Lobel'</p> <p><a href="https://www.youtube.com/watch?v=tqQiBsAuDZ8">https://www.youtube.com/watch?v=tqQiBsAuDZ8</a></p> <p>Can you write down a list of tasks for you to complete today.</p> <p>Can you use the language of first, next before and after, next, first, today, yesterday, tomorrow, morning, afternoon and evening to write an adventure for one of your toys?</p>	



17	<p>If I have 10p in my purse. What coins could I have in the purse?</p>  <p>Can you find all of the possibilities?</p>	
18	<p>Find a recipe for your favourite food.</p> <p>With the supervision of an adult make this dish as independently as you can. Weigh and measure the ingredients, follow the instructions systematically and make sure it is cooked for the correct amount of time and at the correct temperature.</p>	
19	<p>Help your parent pair the socks after they have been washed. How many socks are there altogether?</p> <p>Can you count in twos to find out how many altogether?</p> <p>Are there any odd socks? Can you find their partner in your sock drawers and put them away?</p>	

20

How long does it take to write your name 5 times?

How long does it take for your parent/friend to write their name 5 times?

Remember to use your best handwriting!  
Who do you think will take the longest?

How many times can you write your name in a minute?

Do you think your parent/friend will be quicker or slower at writing their name in a minute?

Can you and your friend think of other tasks to try to complete in a minute e.g. How many star jumps in a minute?